



COLOR KIT FOR READY MIX CONCRETE



Granastar® Granular Pigment Color Chart

Pigment for Ready Mix Concrete

The Original, Proven Granular

EVERY COLOR
IN STOCK
ALL THE TIME

WHY BE ORDINARY WHEN YOU CAN BE EXTRAORDINARY?

Integral Color for READY MIX CONCRETE

Highly concentrated, requiring less pigment to create vibrant colors.

Permanent, sunfast, and weather-resistant.

Packaged in pre-measured bags that disintegrate in the concrete mix for clean, easy use.

Pigments can be added to any concrete mix.

FINISHING

- Step 1.** Place the concrete, then strike it off using recognized methods.
- Step 2.** Use a vibrating screed or a magnesium float. Always work in one direction.
- Step 3.** Stop the initial floating if there is any bleed water on the surface of the concrete, as this can result in scaling and discoloration. Resume floating once the bleed water has evaporated. Stamping should be performed at this step, if desired. Do not allow the concrete to get too hard, but allow sufficient time for it to set. Rushing steps can alter the final appearance of the concrete.
- Step 4.** A power trowel or magnesium hand float can be used for a smooth finish, but over-working the surface will cause discoloration.
- Step 5.** Various final finishes such as broom, rotary, textured patterns or exposed aggregate can be performed after floating. Consult expert advice to determine possible finishing methods.

GUIDELINES

- A test pour is highly recommended to ensure the results will meet your expectations.
- Use a qualified decorative concrete contractor experienced with integrally colored concrete.
- Be sure to use the same mix design throughout the entire project.
- Fly ash or slag mix designs can affect the color.
- Never use calcium chloride or any accelerators.
- Using admixtures will cause variations in the color. If used, they must be used consistently throughout the job to ensure uniform coloring from batch to batch.
- Make sure that every truck contains the same number of metres/yards of concrete.
- Don't pour concrete in unfavorable weather conditions or when the temperature is below 50 °F (10 °C).
- One continuous pour is better than several small pours.
- Keep in mind that concrete poured in shaded areas will be a different temperature than concrete poured in unshaded areas. This may result in color variations.
- NEVER ADD WATER to the ready mix truck on site.
- Make sure that the concrete is placed at an even thickness throughout.
- NEVER ADD WATER to the surface.
- Finish all surfaces within the same timeframe after placing.
- Be sure the concrete is finished in the same direction when troweling.
- Don't finish with long-handled Fresno trowels.
- Always use clean tools, and use new brooms if a broom finish is required. Don't use dirty or wet tools.
- Don't over-finish because this may darken the surface.
- Don't fog or cover the surface during the initial curing period (at least 24 hours).
- Don't use wet coverings, plastic sheeting, waterproof paper, or liquid membrane curing compounds.
- Try to ensure that areas dry at the same rate.
- Wait until the surface of the concrete is uniformly dry before applying a sealer (approximately 30 days).
- Allow the concrete to cure for 30 days before inspecting it for color match or appearance. Colored concrete will continue to lighten until it is fully cured.

LIMITATIONS

The optimal recommended dose of pigment ranges from 2% (1 bag) to 7% (3 bags) based on the weight of the cementitious materials (e.g., cement, lime, fly ash, slag). The color saturation point is 10% (4 bags). Higher doses will not enhance the color and may significantly degrade the durability of the finished product. Doses below 1% (½ bag) will result in uneven color variations and a washed-out appearance. Ready Mix colors can be affected by many factors, including but not limited to: materials used, jobsite conditions, finishing techniques, curing methods and the use of sealer.

PACKAGING

One bag corresponds to one premeasured unit of color for one cubic yard (US) or one cubic metre of concrete. Interstar pigment is packaged in special disintegrating bags that are added directly to the ready mix truck for a clean, easy job. Decreased handling means increased workplace safety and greater efficiency. (Note: Occasionally, bags may not completely disintegrate due to worn fins, improper mixing, etc. Please instruct your finishing crews to watch for paper when the concrete is in the discharge chute. If paper is found, additional mixing may be required. If desired, the pigment bag may be cut open, and the pigment added directly into the concrete mix.)

QUALITY, INTENSITY AND UNIFORMITY

If you're looking for the highest quality, most vibrant iron oxide pigments that are both easy to use and cost effective, then Interstar has exactly what you need. Interstar's premium-quality pigments are renowned for their purity, uniformity, intensity and durability. To ensure the highest level of quality, Interstar technicians carry out a series of rigorous tests on all finished products. Our pigments adhere to ASTM C979 specifications for integral concrete colorants and are alkaline and weather resistant. Interstar offers a wide variety of colors to match your project needs.

IMPORTANT:

This color chart is approximate and does not depict the exact colors that can be attained. The samples pictured here were developed in a controlled environment using materials that may vary in different locations. Many factors affect the color of the finished product, including but not limited to: finishing techniques, workmanship, materials used, curing/sealing and the weather. This chart must be used only as a guideline for color selection. A test pour is highly recommended to make sure the results meet your expectations.



www.interstar-paf.com • 800.567.1857

Ready Mix Color Chart



YELLOW / ORANGE

 JN-2400R (1 bag) Champagne	 JN-2400R (2 bags) Champagne	 JN-4010R (1 bag) Gold	 JN-4010R (2 bags) Gold	 JN-4411R (1 bag) Bamboo
 JN-4416R (1 bag) Buff	 JN-4416R (2 bags) Buff	 JO-7960R (1 bag) Goldenrod	 JO-7960R (2 bags) Goldenrod	 JO-4159R (1 bag) Mystic Shadow
 JO-4131R (1 bag) Sahara	 JO-4134R (1 bag) Orange Blossom	 JO-4134R (2 bags) Orange Blossom	 JO-6435R (1 bag) Sedona	 JO-6435R (2 bags) Sedona
 JO-7950R (1 bag) Camel	 JO-7961R (1 bag) Desert Sand			

THE ORIGINAL
GRANULAR PIGMENT
FOR READY MIX




















BLACK

 NR-5011R (1 bag) Shadow Gray	 NR-5010R (1 bag) Gray Cloud	 NR-5010R (2 bags) Gray Cloud	 NR-5157R (1 bag) Monsoon	 NR-5157R (2 bags) Monsoon
 NR-5105R (1 bag) Smoke	 NR-5105R (2 bags) Smoke	 NR-5105R (3 bags) Smoke	 NR-5171R (1 bag) Midnight Bay	



Ready Mix
Color Chart

BROWN

 BN-2530R (1 bag) Nutmeg	 BN-2530R (2 bags) Nutmeg	 BN-2531R (1 bag) Potter's Clay	 BN-2531R (2 bags) Potter's Clay	 BN-2681R (1 bag) Willow
 BN-1703R (1 bag) Copper	 BN-1703R (2 bags) Copper	 BN-1701R (1 bag) Taupe	 BN-2520R (1 bag) Chaps	 BN-2520R (2 bags) Chaps
 BN-1705R (1 bag) Rustic	 BN-1705R (2 bags) Rustic	 BN-1711R (1 bag) Hazelnut	 BN-1711R (2 bags) Hazelnut	 BN-1711R (3 bags) Hazelnut
 BN-2730R (1 bag) Biscuit	 BN-2739R (1 bag) Stone Castle	 BN-2739R (2 bags) Stone Castle	 BN-1616R (1 bag) Plum	 BN-1616R (2 bags) Plum
 BN-1714R (1 bag) Santa Fe Tan	 BN-1714R (2 bags) Santa Fe Tan	 BN-2680R (1 bag) Balsam Wood	 BN-2680R (2 bags) Balsam Wood	 BN-2680R (3 bags) Balsam Wood
 BN-2510R (1 bag) Maple	 BN-2510R (2 bags) Maple	 BN-2510R (3 bags) Maple	 BN-2978R (1 bag) Chocolate Fudge	 BN-2978R (2 bags) Chocolate Fudge
 BN-2550R (1 bag) Khaki	 BN-2550R (2 bags) Khaki			

PROVEN
CONSISTENT
RELIABLE

RED

 RG-2827R (1 bag) Baja Red	 RG-2827R (2 bags) Baja Red	 RG-2832R (1 bag) Salmon	 RG-2832R (2 bags) Salmon	 RG-2846R (2 bags) Raspberry
 RG-2835R (1 bag) Egyptian Red	 RG-2835R (2 bags) Egyptian Red	 RG-3077R (1 bag) Redwood	 RG-3077R (2 bags) Redwood	
 RG-3072R (1 bag) Maroon	 RG-3072R (2 bags) Maroon			

BACKED BY DECADES OF
EXPERIENCE &
TECHNOLOGY

GREEN

 VT-3450R (1 bag) Olive	 VT-3450R (2 bags) Olive	NO DUST MESS WASTE
--	---	--------------------------

EVERY COLOR
IN STOCK
ALL THE TIME



IMPORTANT:

Because the color of concrete can be affected by many factors, **this color chart must be used only as a guideline.** It offers an approximation of the colors that can be obtained. **Please see Interstar's Ready Mix Sample Kit** for a more accurate representation of our concrete colors. A test pour using your materials and finishing techniques is the best way to determine if the desired color can be obtained.